

1. Name of Listed Entity : MARAL OVERSEAS LIMITED
2. Scrip Code/Name of Scrip/Class of Security : BSE : 521018 , NSE: MARALOVER /EQUITY SHARES
3. Class of Security | ISIN : EQUITY SHARES | INE882A01013
4. Share Holding Pattern Filed under: Reg. 31(1)(a)/Reg. 31(1)(b)/Reg.31(1)(c) : 31(1)(b)
 If under 31(1)(b) then indicate the report for Quarter ending : 31st December, 2025
 Weather the listed entity is Public Sector Undertaking (PSU) ? : NO
4. Declaration: The Listed entity is required to submit the following declaration to the extent of submission of information:-

S. No.	Particulars	Yes/No	Promoter and Promoter Group	Public Shareholder	Non Promoter-Non Public
1	Whether the Listed Entity has issued any partly paid up shares?	No	No	No	No
2	Whether the Listed Entity has issued any Convertible Securities.?	No	No	No	No
3	Whether the listed Entity has issued any Warrant?	No	No	No	No
4	Whether Listed Entity has granted any ESOPs, which are outstanding?	No	No	No	No
5	Whether the Listed Entity has any shares against which depository receipts are issued?	No	No	No	No
6	Whether the Listed Entity has any shares in locked-in?	No	No	No	No
7	Whether any shares held by promoters are encumbered under "Pledged"?	Yes	Yes		
8	Whether any shares held by promoters are encumbered under "Non-Disposal Undertaking"?	No	No		
9	Whether any shares held by promoters are encumbered, other than by way of Pledge or NDU, if any?	No	No		
10	Whether company has equity shares with differential voting rights?	No	No	No	No
11	Whether the Listed Entity has any significant beneficial owner?	Yes			

* If the Listed Entity selects the option 'No' for the questions above, the columns for the partly paid up shares, Convertible Securities, Warrants, Outstanding ESOPs, depository receipts, locked-in shares, Equity shares with differential voting rights, No of shares pledged or otherwise encumbered by promoters, No of shares encumbered under Non-Disposal Undertaking and No of shares encumbered other than under Non-Disposal Undertaking and Pledge as applicable, shall not be displayed at the time of dissemination on the Stock Exchange website. Also wherever there is 'No' declared by Listed Entity in above table the values will be considered as 'Zero' by default on submission of the format of holding of specified securities.

The tabular format for disclosure of holding of specified securities is as follows:

Table I - Summary Statement holding of specified securities

Category	Category Shareholder	No. of shareholders	No. of fully paid up equity shares held	No. of Partly paid-up equity shares held	No. of shares underlying Depository Receipt	Total nos. Shares held	Shareholding as a % of total no. of shares(calculated as per SCRR,1957)	Number of Voting Rights held in each class of securities				No. of Shares Underlying Outstanding convertible securities, No of Warrants and ESOP etc.	Total No. Shares on fully diluted basis (including warrants, ESOP, Convertible Securities)	Shareholding , as a % assuming full conversion of convertible securities (as a percentage of diluted sharecapital)	Number of Locked in shares	Number of Shares pledged or otherwise encumbered		Number of equity shares held in dematerialized form	
(I)	(II)	(III)	(IV)	(V)	(VI)	(VII) = (IV)+(V)+(VI)	(VIII) As a % of (A+B+C2)	(IX) No of Voting Rights				X	(XI)= (VII+X)	(XII)= (VII)+(X) As a % of (A+B+C2)	(XIII)		(XIV)		(XV)
								Class-Equity	others class of share	Total	Total as a% of (A+B+ C)				No. (a)	As a % of total Shares held (b)	No. (a)	AS a % of total Share s held (b)	
(A)	Promoter & Promoter Group	15	31,109,229	-	-	31,109,229	74.95	31,109,229	-	31,109,229	74.95	-	31,109,229	74.95	-	-	14,942,880	48.03	31,109,229
(B)	Public	16,902	10,398,771	-	-	10,398,771	25.05	10,398,771	-	10,398,771	25.05	-	10,398,771	25.05	-	-	N.A.	N.A.	9,832,213
(C)	Non Promoter-Non Public	-	-	-	-	-	-	-	-	-	-	-	-	-	-	-	N.A.	N.A.	-
(C1)	Shares underlying DRs	-	-	-	-	-	NA	-	-	-	-	-	-	-	-	-	N.A.	N.A.	-
(C2)	Shares held by Employee Trusts	-	-	-	-	-	NA	-	-	-	-	-	-	-	-	-	N.A.	N.A.	-
	Total	16,917	41,508,000	-	-	41,508,000	100.00	41,508,000	-	41,508,000	100.00	-	41,508,000	100.00	-	-	14,942,880	36.00	40,941,442



Table II - Statement showing shareholding pattern of the Promoter and Promoter Group

Sr.No.	Category & Name of the Shareholders	PAN	No. Of share holders	No. Of fully paid up equity shares held	Partly paid up equity shares held	No. Of shares underlying Depository Receipts	Total no. shares held	Shareholding % calculated as per SCRR, 1957 as a % of	Number of Voting Rights held in each class of securities				No. of Shares Underlying Outstanding convertible securities, No of Warrants and ESOP etc.	Total No. Shares on fully diluted basis (including warrants, ESOP, Convertible Securities)	Shareholding, as a % assuming full conversion of convertible securities (as a percentage of diluted share capital)	Number of Locked in shares		Number of Shares pledge or otherwise encumbered		Number of equity shares held in dematerialized form	Shareholder Type	Sub-Categorization of shares(XV)			
	(I)	(II)	(III)	(IV)	(V)	(VI)	(VII) = IV+V+VI	(VIII) (A+B+C2)	(IX)				(X)	(XI) = (VII+X)	(XII)= (VII)+(X) As a % of (A+B+C2)	(XIII)		(XIV)		(XV)		Shareholding (No of shares) under			
									No of Voting Rights			Total as a % of Total Voting rights				No. (a)	As a % of total Shares held (b)	No. (a)	As a % of total shares held (b)				Sub-Category (i)	Sub-Category (ii)	Sub-Category (iii)
									Equity-Class	others class of shares	Total														
A-1	Indian Individuals/Hindu undivided Family		8	2,817,273	-	-	2,817,273	6.79	2,817,273		2,817,273	6.79	-	2,817,273	6.79			1,159,373	41.15	2,817,273					
(a)	Shri Shekhar Agarwal	A*****M	1	755,573	-	-	755,573	1.82	755,573	-	755,573	1.82	-	755,573	1.82	-	-	755,573	100.00	755,573	Promoter				
	Smt. Shashi Agarwal	A*****C	1	1,037,600	-	-	1,037,600	2.50	1,037,600	-	1,037,600	2.50	-	1,037,600	2.50	-	-	-	-	1,037,600	Promoter Group				
	Shri Shantanu Agarwal	A*****M	1	554,500	-	-	554,500	1.34	554,500	-	554,500	1.34	-	554,500	1.34	-	-	-	-	554,500	Promoter Group				
	Smt. Shuchi Poddar	A*****L	1	56,100	-	-	56,100	0.14	56,100	-	56,100	0.14	-	56,100	0.14	-	-	-	-	56,100	Promoter Group				
	Shekhar Agarwal HUF (Karta: Shri Shekhar Agarwal)	A*****L	1	403,800	-	-	403,800	0.97	403,800	-	403,800	0.97	-	403,800	0.97	-	-	403,800	100.00	403,800	Promoter Group				
	Shekhar Agarwal-Trust (Trustee: Shri Shekhar Agarwal)	A*****E	1	2,750	-	-	2,750	0.01	2,750	-	2,750	0.01	-	2,750	0.01	-	-	-	-	2,750	Promoter Group				
	Shantanu Agarwal HUF (Karta: Shri Shantanu Agarwal)	A*****R	1	2,750	-	-	2,750	0.01	2,750	-	2,750	0.01	-	2,750	0.01	-	-	-	-	2,750	Promoter Group				
	Smt. Alka Agarwal	A*****L	1	4,200	-	-	4,200	0.01	4,200	-	4,200	0.01	-	4,200	0.01	-	-	-	-	4,200	Promoter Group				



Sr.No.	Category & Name of the Shareholders	PAN	No. Of share holders	No. Of fully paid up equity shares held	Partly paid up equity shares held	No. Of shares underlying Depository Receipts	Total no. shares held	Shareholding % calculated as per SCRR, 1957 as a % of	Number of Voting Rights held in each class of securities				No. of Shares Underlying Outstanding convertible securities, No of Warrants and ESOP etc.	Total No. Shares on fully diluted basis (including warrants, ESOP, Convertible Securities)	Shareholding , as a % assuming full conversion of convertible securities (as a percentage of diluted share capital)	Number of Locked in shares		Number of Shares pledge or otherwise encumbered		Number of equity shares held in dematerialized form	Shareholder Type	Sub--Categorization of shares(XV)		
	(I)	(II)	(III)	(IV)	(V)	(VI)	(VII =IV+V+VI)	(VIII) (A+B+C2)	(IX)				(X)	(XI) = (VII+X)	(XII)= (VII)+(X)As a % of (A+B+C2)	(XIII)		(XIV)		(XV)		Shareholding (No of shares) under		
									No of Voting Rights			Total as a % of Total Voting rights				No. (a)	As a % of total Shares held (b)	No. (a)	As a % of total shares held (b)			Sub-Category (i)	Sub-Category (ii)	Sub-Category (iii)
									Equity-Class	others class of shares	Total													
(b)	Central Government/ State Government(s)																							
(c)	Financial Institutions/ Banks		-	-	-	-	-	-	-	-	-	-	-	-	-	-	-	-	-	-				
(d)	Any Other (specify) Bodies corporate		7	28,291,956	-	-	28,291,956	68.16	28,291,956	-	28,291,956	68.16	-	28,291,956	68.16	-	-	13,783,507	48.72	28,291,956				
	Agarwal Trademart Private Limited	A*****E	1	19,760,000	-	-	19,760,000	47.61	19,760,000	-	19,760,000	47.61	-	19,760,000	47.61	-	-	13,783,507	69.75	19,760,000	Promoter Group			
	Diplomat Leasing and Finance Private Limited	A*****M	1	1,135,500	-	-	1,135,500	2.74	1,135,500	-	1,135,500	2.74	-	1,135,500	2.74	-	-	-	-	1,135,500	Promoter Group			
	Agarwal Finestate Private Limited	A*****L	1	7,396,056	-	-	7,396,056	17.82	7,396,056	-	7,396,056	17.82	-	7,396,056	17.82	-	-	-	-	7,396,056	Promoter Group			
	SSSA Family Private Limited (Trustee of Shekhar Agarwal Family Pvt. Trust)	A*****L	1	100	-	-	100	0.00	100		100	0.00		100	0.00	-	-	-	-	100	Promoter Group			
	SSSA Family Private Limited (Trustee of Shuchi Agarwal Family Pvt. Trust)	A*****L	1	100	-	-	100	0.00	100		100	0.00		100	0.00	-	-	-	-	100	Promoter Group			
	SSSA Family Private Limited (Trustee of Shashi Agarwal Family Pvt. Trust)	A*****H	1	100	-	-	100	0.00	100		100	0.00		100	0.00	-	-	-	-	100	Promoter Group			
	SSSA Family Private Limited (Trustee of Shantanu Agarwal Family Pvt. Trust)	A*****E	1	100	-	-	100	0.00	100		100	0.00		100	0.00	-	-	-	-	100	Promoter Group			
	Sub-Total (A)(I)		15	31,109,229	-	-	31,109,229	74.95	31,109,229	-	31,109,229	74.95	-	31,109,229	74.95	-	-	14,942,880	48.03	31,109,229				



Sr.No.	Category & Name of the Shareholders	PAN	No. Of share holders	No. Of fully paid up equity shares held	Partly paid up equity shares held	No. Of shares underlying Depository Receipts	Total no. shares held	Shareholding % calculated as per SCRR, 1957 as a % of	Number of Voting Rights held in each class of securities				No. of Shares Underlying Outstanding convertible securities, No of Warrants and ESOP etc.	Total No. Shares on fully diluted basis (including warrants, ESOP, Convertible Securities)	Shareholding , as a % assuming full conversion of convertible securities (as a percentage of diluted share capital)	Number of Locked in shares		Number of Shares pledge or otherwise encumbered		Number of equity shares held in dematerialized form	Shareholder Type	Sub–Categorization of shares(XV)		
	(I)	(II)	(III)	(IV)	(V)	(VI)	(VII =IV+V+ VI)	(VIII) (A+B+C2)	(IX)				(X)	(XI) = (VII+X)	(XII)= (VII)+(X)As a % of (A+B+C2)	(XIII)		(XIV)		(XV)		Shareholding (No of shares) under		
									No of Voting Rights			Total as a % of Total Voting rights				No. (a)	As a % of total Shares held (b)	No. (a)	As a % of total shares held (b)			Sub-Category (i)	Sub-Category (ii)	Sub-Category (iii)
									Equity-Class	others class of shares	Total													
A-2	Foreign		-	-	-	-	-	-	-	-	-	-	-	-	-	-	-	-	-	-				
(a)	Individuals (Non-Resident Individuals/ Foreign Individuals)		-	-	-	-	-	-	-	-	-	-	-	-	-	-	-	-	-	-				
(b)	Government		-	-	-	-	-	-	-	-	-	-	-	-	-	-	-	-	-	-				
(c)	Institutions		-	-	-	-	-	-	-	-	-	-	-	-	-	-	-	-	-	-				
(d)	Foreign Portfolio Investor		-	-	-	-	-	-	-	-	-	-	-	-	-	-	-	-	-	-				
(f)	Any Other (specify)		-	-	-	-	-	-	-	-	-	-	-	-	-	-	-	-	-	-				
	Sub-Total (A)(2)		-	-	-	-	-	-	-	-	-	-	-	-	-	-	-	-	-	-				
	Total Shareholding of Promoter and Promoter Group (A)= (A)(1)+(A)(2)		15	31,109,229	-	-	31,109,229	74.95	31,109,229	-	31,109,229	74.95	-	31,109,229	74.95	-	-	14,942,880	48.03	31,109,229				




Table III - Statement showing shareholding pattern of the Public shareholde


Category & Name of the Shareholders	PAN	No. Of share holders	No. of fully paid up equity shares held	Partly paid up equity shares held	No. Of shares underlying Depository Receipts	Total nos. shares held	Shareholding % calculated as per SCRR, 1957 as a % of	Number of Voting Rights held in each class of securities				No. of Shares Underlying Outstanding convertible securities, No of Warrants and ESOP etc.	Total No. Shares on fully diluted basis (including warrants, ESOP, Convertible Securities)	Shareholding , as a % assuming full conversion of conversion of convertible securities(as a percent of diluted shares capital)	Number of Locked in shares		Number of Shares pledge or otherwise encumbered		Number of equity shares held in dematerial ized form	Sub--Categorization of shares(XV)			
(I)	(II)	(III)	(IV)	(V)	(VI)	(VII) =IV+V+VI)	(VIII) (A+B+C2)	(IX)				(X)	(XI) = (VII)+X)	(XII) = (VII)+(X) as a % of A B+C2)	(XIII)		(XIV)		(XV)	Shareholding (No of			
								No of Voting Rights			Total as a % of Total Voting				No. (a)	As a % of total Shares held	No. (a)	As a % of total share s held (b)		Sub-Category(i)	Sub-Category(ii)	Sub-Category(iii)	
								Equity-Class	others Class of shares	Total													
B-1	Institutions		5	1,000	-	-	1,000	0.00	1,000	-	1,000	0.00	-	1,000	0.00	-	-	-	-				
(a)	Mutual Funds		5	1,000	-	-	1,000	0.00	1,000	-	1,000	0.00	-	1,000	0.00	-	-	-	-				
(b)	Venture Capital Funds		-	-	-	-	-	-	-	-	-	-	-	-	-	-	-	-	-				
(c)	Alternate Investment Funds		-	-	-	-	-	-	-	-	-	-	-	-	-	-	-	-	-				
(d)	Financial Institutions/ Banks		2	300	-	-	300	0.00	300	-	300	0.00	-	300	0.00	-	-	-	-				
(e)	Insurance Companies		-	-	-	-	-	-	-	-	-	-	-	-	-	-	-	-	-				
(f)	Provident Funds/ Pension Funds		-	-	-	-	-	-	-	-	-	-	-	-	-	-	-	-	-				
(g)	Assets Reconstruction		-	-	-	-	-	-	-	-	-	-	-	-	-	-	-	-	-				
(h)	Sovereign Wealth Fund		-	-	-	-	-	-	-	-	-	-	-	-	-	-	-	-	-				
(i)	NBFCs registered with RBI		-	-	-	-	-	-	-	-	-	-	-	-	-	-	-	-	-				
(j)	Other Financial Institute		-	-	-	-	-	-	-	-	-	-	-	-	-	-	-	-	-				
(k)	Any Other (specify)		-	-	-	-	-	-	-	-	-	-	-	-	-	-	-	-	-				
	Sub-Total (B)(1)		7	1,300	-	-	1,300	0.00	1,300	-	1,300	0.00	-	1,300	0.00	-	-	-	-	-			



	Category & Name of the Shareholders	PAN	No. Of share holders	No. of fully paid up equity shares held	Partly paid up equity shares held	No s. Of shares underlying Depository Receipts	Total nos. shares held	Shareholding % calculated as per SCRR, 1957 as a % of	Number of Voting Rights held in each class of securities				No. of Shares Underlying Outstanding convertible securities, No of Warrants and ESOP etc.	Total No. Shares on fully diluted basis (including warrants, ESOP, Convertible Securities)	Shareholding , as a % assuming full conversion of conversion of convertible securities(as a percent of diluted shares capital)	Number of Locked in shares	Number of Shares pledged or otherwise encumbered	Number of equity shares held in dematerialized form	Sub--Categorization of shares(XV)				
	(I)	(II)	(III)	(IV)	(V)	(VI)	(VII =IV+V+VI)	(VIII) (A+B+C2)	(IX) No of Voting Rights			(X) Total as a % of Total Voting	(XI) = (VII+X)	(XII) = (VII)+(X) as a % of A B+C2	(XIII) No. (a) As a % of total Shares held		(XIV) No. (a) As a % of total share s held (b)		(XV)	Shareholding (No of Sub-Categor y(i) Sub-Categor y(ii) Sub-Categor y(iii))			
									Equity-Class	others Class of shares	Total												
B-2	Institutions(Foreign)																						
(a)	Foreign Direct Investment		-	-	-	-	-	-	-	-	-	-	-	-	-	-	-	-	-				
(b)	Foreign venture Capital Investors		-	-	-	-	-	-	-	-	-	-	-	-	-	-	-	-	-				
(c)	Sovereign Wealth Funds		-	-	-	-	-	-	-	-	-	-	-	-	-	-	-	-	-				
(d)	Foreign Portfolio Investors Cat I		1	26,638	-	-	26,638	0.06	26,638	-	26,638	0.06	-	26,638	0.06	-	-	-	-	26,638			
(e)	Foreign Portfolio Investors Cat II		-	-	-	-	-	-	-	-	-	-	-	-	-	-	-	-	-				
(f)	Overseas Depositories(holding		-	-	-	-	-	-	-	-	-	-	-	-	-	-	-	-	-				
(g)	Any Other(Specify) (Foreign Institution Investors)		7	6,000	-	-	6,000	0.01	6,000	-	6,000	0.01	-	6,000	0.01	-	-	-	-	-			
	Sub-Total (B)(2)		8	32,638	-	-	32,638	0.08	32,638	-	32,638	0.08	-	32,638	0.08	-	-	-	-	26,638			
B-3	Central Government/ State Government(s)		-	-	-	-	-	-	-	-	-	-	-	-	-	-	-	-	-				
(a)	Central Government President of India		-	-	-	-	-	-	-	-	-	-	-	-	-	-	-	-	-				
(b)	State Government Governer		-	-	-	-	-	-	-	-	-	-	-	-	-	-	-	-	-				
(c)	Shareholding by Companies or BC		-	-	-	-	-	-	-	-	-	-	-	-	-	-	-	-	-				
	Sub-Total (B)(3)		-	-	-	-	-	-	-	-	-	-	-	-	-	-	-	-	-				



Category & Name of the Shareholders	PAN	No. Of share holders	No. of fully paid up equity shares held	Partly paid up equity shares held	No s. Of shares underlying Depository Receipt	Total nos. shares held	Shareholding % calculated as per SCRR, 1957 as a % of	Number of Voting Rights held in each class of securities				No. of Shares Underlying Outstanding convertible securities, No of Warrants and ESOP etc.	Total No. Shares on fully diluted basis (including warrants, ESOP, Convertible Securities)	Shareholding , as a % assuming full conversion of conversion of convertible securities(as a percent of diluted shares capital)	Number of Locked in shares	Number of Shares pledge or otherwise encumbered	Number of equity shares held in dematerialized form	Sub--Categorization of shares(XV)				
(I)	(II)	(III)	(IV)	(V)	(VI)	(VII =IV+V+VI)	(VIII) (A+B+C2)	(IX)				(X)	(XI) = (VII+X)	(XII) = (VII)+(X) as a % of A B+C2	(XIII)		(XIV)		(XV)	Shareholding (No of		
								No of Voting Rights			Total as a % of Total Voting				No. (a)	As a % of total Shar es held	No. (a)	As a % of total share s held (b)		Sub-Categor y(i)	Sub-Categor y(ii)	Sub-Categor y(iii)
								Equity-Class	others Class of shares	Total												
B-4 Non-institutions																						
(a) Associates Companies Subsidiaries			-	-	-	-	-	-	-	-	-	-	-	-	-	-	-	-				
(b) Director and their relatives(excluding independent director and nominee director			-	-	-	-	-	-	-	-	-	-	-	-	-	-	-	-				
(c) Key Managerial Personnel			-	-	-	-	-	-	-	-	-	-	-	-	-	-	-	-				
(d) Relatives of promoters (other than immediate relatives)			-	-	-	-	-	-	-	-	-	-	-	-	-	-	-	-				
(e) Trusts			-	-	-	-	-	-	-	-	-	-	-	-	-	-	-	-				
(f) IEPF			-	-	-	-	-	-	-	-	-	-	-	-	-	-	-	-				



	Category & Name of the Shareholders	PAN	No. Of share holders	No. of fully paid up equity shares held	Partly paid up equity shares held	No. Of shares underlying Depository Receipt	Total nos. shares held	Shareholding % calculated as per SCRR, 1957 as a % of	Number of Voting Rights held in each class of securities				No. of Shares Underlying Outstanding convertible securities, No of Warrants and ESOP etc.	Total No. Shares on fully diluted basis (including warrants, ESOP, Convertible Securities)	Shareholding , as a % assuming full conversion of convertible securities(as a percent of diluted shares capital)	Number of Locked in shares	Number of Shares pledge or otherwise encumbered		Number of equity shares held in dematerialized form	Sub--Categorization of shares(XV)			
	(I)	(II)	(III)	(IV)	(V)	(VI)	(VII) =IV+V+VI)	(VIII) (A+B+C2)	(IX) No of Voting Rights			Total as a % of Total Voting	(X)	(XI) = (VII+X)	(XII) = (VII)+(X) as a % of A+B+C2	(XIII) No. (a) As a % of total Shares held		(XIV) No. (a) As a % of total share s held (b)		(XV)	Shareholding (No of Sub-Categor y(i) Sub-Categor y(ii) Sub-Categor y(iii))		
								Equity-Class	others Class of shares	Total													
(g)(i)	Individuals -																						
	Individual shareholders holding nominal share capital up to Rs. 2 lakhs.		16,360	5,276,064	-	-	5,276,064	12.71	5,276,064	-	5,276,064	12.71	-	5,276,064	12.71	-	-	-	-	4,719,106			
(h) II	ii. Individual shareholders holding nominal share capital		31	2,434,878	-	-	2,434,878	5.87	2,434,878	-	2,434,878	5.87	-	2,434,878	5.87	-	-	-	-	2,434,878			
1	Ajay Upadhyaya	A*****R	1	721,500	-	-	721,500	1.74	721,500	-	721,500	1.74	-	721,500	1.74	-	-	-	-	721,500			
(i)	NRI		100	78,388	-	-	78,388	0.19	78,388	-	78,388	0.19	-	78,388	0.19	-	-	-	-	78,288			
(j)	Foreign Nationals		-	-	-	-	-	-	-	-	-	-	-	-	-	-	-	-	-	-			
(k)	Foreign Companies		-	-	-	-	-	-	-	-	-	-	-	-	-	-	-	-	-	-			
(l)	Bodies Corporate		99	2,176,068	-	-	2,176,068	5.24	2,176,068	-	2,176,068	5.24	-	2,176,068	5.24	-	-	-	-	2,173,868			
1	Inter Globe Capital Market Ltd.	A*****R	1	648,681	-	-	648,681	1.56	648,681	-	648,681	1.56	-	648,681	1.56	-	-	-	-	648,681			
2	BIZ Secure Labs Private Limited	A*****L	1	421,035	-	-	421,035	1.01	421,035	-	421,035	1.01	-	421,035	1.01	-	-	-	-	421,035			
(m)	Any Other (specify)		297	399,435	-	-	399,435	0.96	399,435	-	399,435	0.96	-	399,435	0.96	-	-	-	-	399,435			
	HUF		285	388,311	-	-	388,311	0.94	388,311	-	388,311	0.94	-	388,311	0.94	-	-	-	-	388,311			
	Clearing Member		12	11,124	-	-	11,124	0.03	11,124	-	11,124	0.03	-	11,124	0.03	-	-	-	-	11,124			
	Sub-Total (B)(4)		16,887	10,364,833	-	-	10,364,833	24.97	10,364,833	-	10,364,833	24.97	-	10,364,833	24.97	-	-	-	-	9,805,575			
	Total Public Shareholding (B)= (B)(1)+(B)(2)+(B)(3)+(B)(4)		16,902	10,398,771	-	-	10,398,771	25.05	10,398,771	-	10,398,771	25.05	-	10,398,771	25.05	-	-	-	-	9,832,213			
	Total (A) +(B)		16,917	41,508,000	-	-	41,508,000	100.00	41,508,000	-	41,508,000	100.00	-	41,508,000	100.00	-	-	14,942,880	36.00	40,941,442			




Table IV - Statement showing shareholding pattern of the Non Promoter- Non Public shareholder

Category & Name of the Shareholders		PAN	No. Of shareholders	No. Of fully paid up equity shares held	Partly paid up equity shares held	Nos. Of shares underlying Depository Receipts	Total nos. shares held	Shareholding % calculated as per SCRR, 1957 as a % of	Number of Voting Rights held in each class of securities				No. of Shares Underlying Outstanding convertible securities, No of Warrants and ESOP	Total No. Shares on fully diluted basis (including warrants, ESOP, Convertible Securities)	Shareholding, as a % assuming full conversion of convertible securities (as a percent of diluted shares capital)	Number of Locked in shares		Number of Shares pledged or otherwise encumbered		Number of equity shares held in dematerialized form
(I)		(II)	(III)	(IV)	(V)	(VI)	(VII) = IV+V+VI	(VIII) (A+B+C2)	(IX)				(X)	(XI) = (VII+X)	(XII) = (VII)+(X) as a % of A+B+C2	(XIII)		(XIV)		(XV)
									No of Voting Rights			Total as a % of Total Voting rights				No. (a)	As a % of total Shares held (b)	No. (a)	As a % of total shares held (b)	
									Class x	Class-y	Total									
C-1	Custodian/DR Holder		-	-	-	-	-	-	-	-	-	-	-	-	-	-	-	NA		-
C-2	Name of DR Holder (If Available)		-	-	-	-	-	-	-	-	-	-	-	-	-	-	-	NA		-
	Employee Benefit Trust (under SEBI (Share based Employee Benefit) Regulations, 2014)		-	-	-	-	-	-	-	-	-	-	-	-	-	-	-	NA		-
Total Non- Promoter- Non Public Shareholding (C)= (C)(1)+(C)(2)			-	-	-	-	-	-	-	-	-	-	-	-	-	-	-	NA		-
	Total (A) +(B)+(C)		16,917		-	-	41,508,000	100.00	41,508,000	-	41,508,000	100.00	-	41,508,000	100.00	-	-	14,942,880	36.00	40,941,442




Table -V- Statement Showing Shareholding Pattern of the Significant Beneficiary Owner (SBO)

Sr.No.	Details of SBO				Details of Registered Owners				Details Of Holding/Exercise of Right of the SBO in the Reporting Company, Whether Direct or Indirect*					Date Of Creation /Acquisition Of Significant Beneficial Interest
									Whether by virtue of:					
	Name	PAN	Passport No. In Case Of Foreign National	Nationality	Name	PAN	Passport No. In Case Of Foreign National	Nationality	Shares	Voting Rights	Rights On Distributable Dividend Or Any Other Distribution	Exercise Of Control	Exercise Of Significant Influence	
1	Shekhar Agarwal	A*****M		India	Shekhar Agarwal -Huf (Karta: Shri Shekhar Agarwal)	A*****L		India	0.97	0.97	0.97	Yes	Yes	31.10.1991
2	Shekhar Agarwal	A*****M		India	Shekhar Agarwal	A*****M		India	1.82	1.82	1.82	Yes	Yes	31.10.1991
3	Shekhar Agarwal	A*****M		India	Agarwal Trademart Private Limited	A*****E		India	47.61	47.61	47.61	Yes	Yes	31.03.2009
4	Shekhar Agarwal	A*****M		India	Agarwal Finestate Private Limited	A*****L		India	17.82	17.82	17.82	Yes	Yes	26.12.1996
5	Shekhar Agarwal	A*****M		India	Diplomat Leasing and Finance Private Limited	A*****M		India	2.74	2.74	2.74	Yes	Yes	31.08.2001
6	Shekhar Agarwal	A*****M		India	SSSA Family Private Limited (Trustee of Shekhar Agarwal Family Pvt. Trust)	A*****L		India	0.00	0.00	0.00	Yes	Yes	27.09.2023
7	Shekhar Agarwal	A*****M		India	SSSA Family Private Limited (Trustee of Shuchi Agarwal Family Pvt. Trust)	A*****L		India	0.00	0.00	0.00	Yes	Yes	27.09.2023
8	Shekhar Agarwal	A*****M		India	SSSA Family Private Limited (Trustee of Shashi Agarwal Family Pvt. Trust)	A*****H		India	0.00	0.00	0.00	Yes	Yes	27.09.2023
9	Shekhar Agarwal	A*****M		India	SSSA Family Private Limited (Trustee of Shantanu Agarwal Family Pvt. Trust)	A*****E		India	0.00	0.00	0.00	Yes	Yes	27.09.2023




Table VI - Statement showing foreign ownership limits

Particular	Approved limits (%)	Limits utilized (%)
As on shareholding date-31-12-2025	100.00	0.14
As on the end of previous 1st quarter-30-09-2025	100.00	0.18
As on the end of previous 2nd quarter-30-06-2025	100.00	0.21
As on the end of previous 3rd quarter--31-03-2024	100.00	0.21
As on the end of previous 4th quarter -31-12-2024	100.00	0.25

Notes :-

1) "Approved Limits (%)" means the limit approved by Board of Directors / shareholders of the Listed entity. In case the listed entity has no Board approved limit, provide details of sectoral / statutory cap prescribed by Government / Regulatory Authorities.

2) Details of Foreign ownership includes foreign ownership / investments as specified in Rule 2(s) of the Foreign Exchange Management (Non-debt Instruments) Rules, 2019, made under the Foreign Exchange Management Act, 1999.

